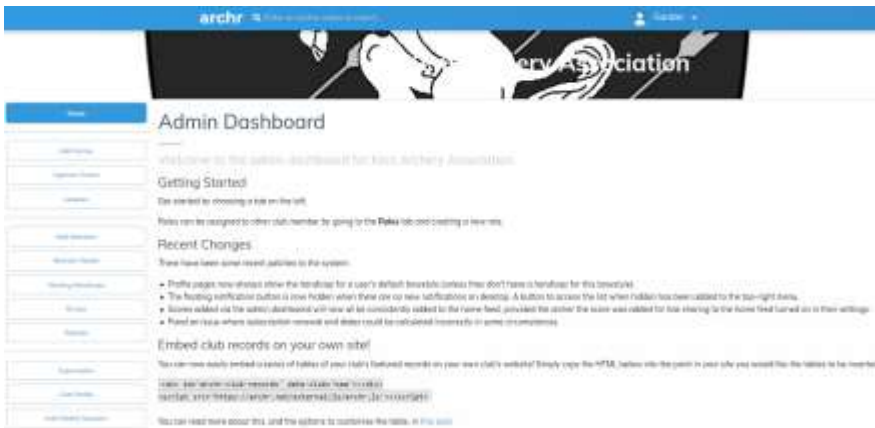


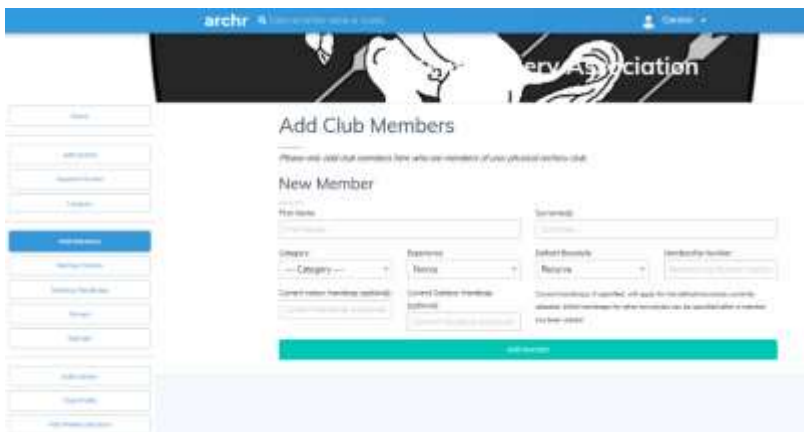
Kent Archery Association

ARCHR software guidelines

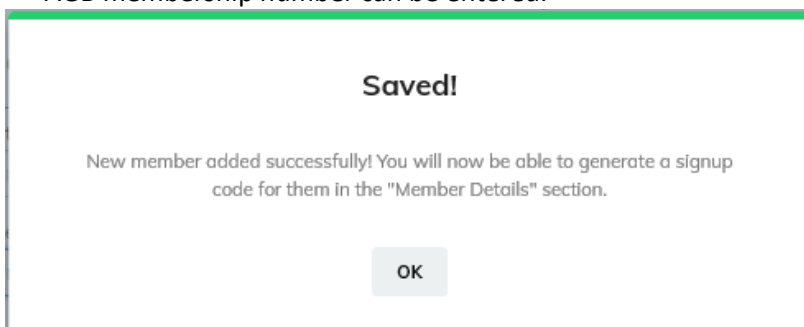
Record Officer adding a new Archer



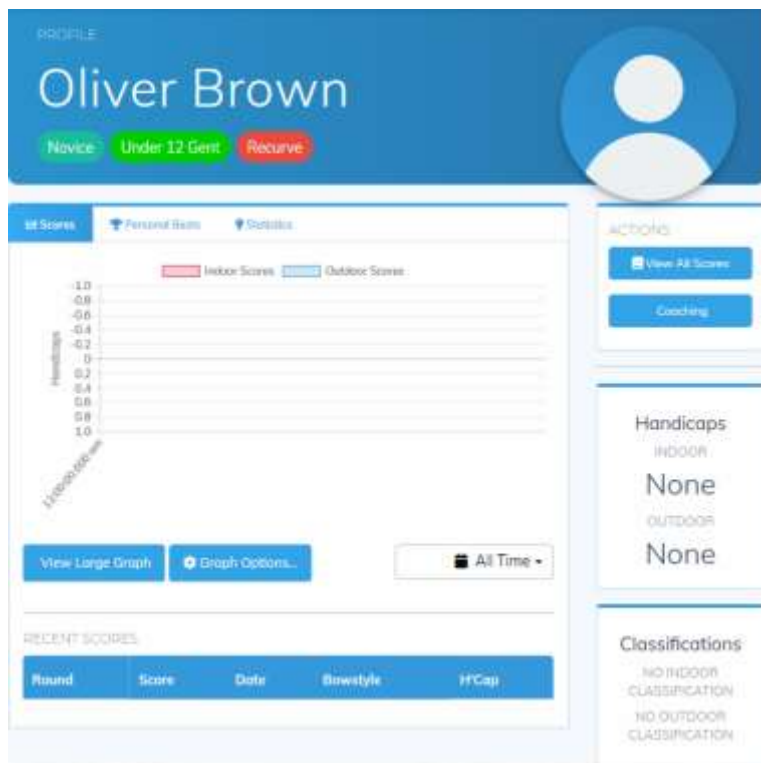
- Select "add member"



- Complete the archer name, surname, category, experience, and default bowstyle. If known the AGB membership number can be entered.



- Additional members can be added at this stage if required.




---

## archr.net Sign-Up Code

### Kent Archery Association Oliver Brown

Hi Oliver!

To get your archr account set up, simply go to <https://archr.net> and enter the code below in the 'Join archr' section!

---

**c7d53f**

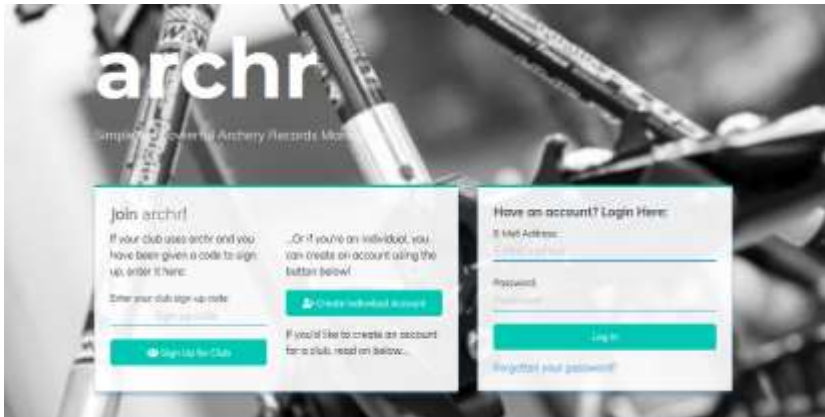
---

You will be taken through a short setup process to check your details are correct, before choosing an e-mail address and password for your account.

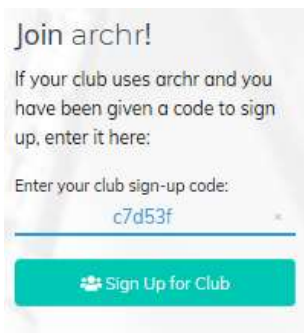
If you encounter any problems or have any questions about the system, please feel free to contact your records officer.

Happy Shooting!

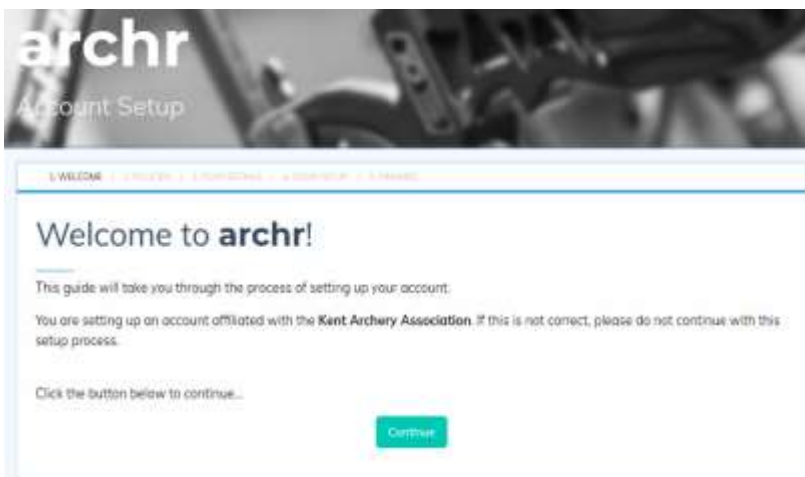
## New Archer logging into ARCHR with sign up code



- Enter code supplied from Kent Archery Association in “Sign-up Code” field (left hand column)



- Select “Sign Up for Club” option



- Follow the steps to set up your new account

1. WELCOME 2. POLICIES 3. YOUR DETAILS 4. LOGIN SETUP 5. HELLO!

## Policies

Please carefully read our [privacy policy](#) and [terms of service](#).

If you do not agree with the conditions outlined in either policy, please discontinue your use of the site immediately.

I have read the privacy policy and consent to how personal information I provide will be stored and used. Note in particular that by creating an account affiliated with a club, any information you enter may be visible to that club.

I have read and agree to the terms of service for this site.

[Continue](#)

- Accept the policies

1. WELCOME 2. POLICIES 3. YOUR DETAILS 4. LOGIN SETUP 5. HELLO!

## Your Details

Please fill in or correct the following details:

First Name:

Surname:

Competition Category:

Default Bowstyle:

If you have been asked to enter a Membership / Student ID number by your club, please enter it here:

[Continue](#)

- Check the details

1. WELCOME 2. POLICIES 3. YOUR DETAILS 4. LOGIN SETUP 5. HELLO!

## Login Details

Please provide an email address and password. **You will use these to log in to archr in the future.**

Please also make sure your email address is correct - you'll need it to recover your account in case you ever forget your password!

E-Mail address:

Password:

You should ensure you choose a strong password, at least 8 characters in length, unique for this site.

[Continue](#)

- Use your email address and create a new password. Note: you will only be able to use an email address once in the ARCHR site. If you have other family members to add, then they will need to use separate email addresses.

1. WELCOME 2. POLICIES 3. YOUR DETAILS 4. LOGIN SETUP 5. HELLO!

## You're done!

Your **archr** account is now ready to use!

If you need to change any of the information you provided, you may do so either in your account settings page or by contacting a club committee member.

You may now also want to personalise your profile by **adding a profile picture!** You can do this from your settings page (accessed through the menu in the top right from the next page).

Happy shooting!

[Continue to profile](#)

- When this has been completed, you will be taken into the ARCHR software.
- To add new scores use the “Submit Score” button



- When you next log in use the panel on Right hand side, enter your email and password.

